

PC MACRO MULTI-ASSET DEFENSIVE FUND

AUGUST 2023

MARKETING COMMUNICATION

PARALA
CAPITAL

The value of investments can fall and you may get back less than you invested. Past performance is not a guide to future performance. Any specific investments mentioned are for illustrative purposes only and are not intended as investment advice.

FUND INFORMATION

Legal Structure	Maltese UCITS
Domicile	Malta
NAV Frequency	Weekly
Fund Launch	Dec-17
Benchmark	30% Equity; 60% Bond*

*See section 'Benchmark Information' on pg 3

Share Class	A - Retail (Clean)
Currency	USD/GBP/EUR
Management Fee	0.75%
Min. Subscription	\$ 10,000.00
USD Share Class Launch	10/02/2023
Open to New Investors	Yes
ISIN Code	USD: MT7000019204 GBP: MT7000019188 EUR: MT7000019196

Share Class	D - Retail
Currency	USD/GBP/EUR
Management Fee	1.50%
Min. Subscription	\$ 500.00
USD Share Class Launch	N/A
Open to New Investors	Yes
ISIN Code	USD: MT7000019295 GBP: MT7000019279 EUR: MT7000019287

Share Class	E - Retail (Back-End)
Currency	USD/GBP/EUR
Management Fee	0.75%
Distributor Fee	1.00%
Min. Subscription	\$ 10,000.00
USD Share Class Launch	N/A
Open to New Investors	Yes
ISIN Code	USD: MT7000031977 GBP: MT7000031969 EUR: MT7000031951

Please refer to the PRIIP KIDs and Prospectus for more information regarding the Sub-Fund

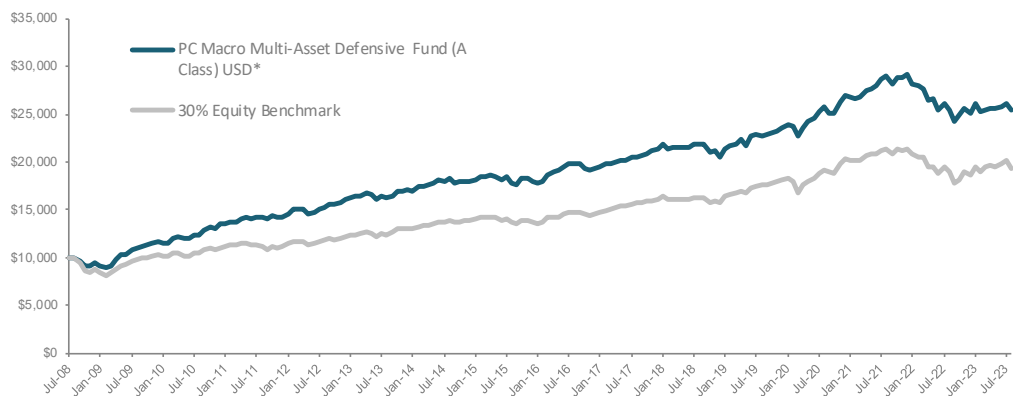
On 28th March 2022, the name and investment strategy of the fund underwent a material change. The offering supplement was replaced in its entirety. Any information prior to this date may not be an accurate representation of the current fund and strategy.

Website: www.ariacm.com
Email: enquiries@ariacm.com

KEY FEATURES

- PC Macro Multi-Asset (MMA) Defensive fund is a diversified, actively managed multi-asset portfolio, with a focus on providing returns above its globally focussed multi-asset passive benchmark.
- The Fund aims to achieve its objective by taking an active approach to asset allocation which is done systematically using outputs from the AlphaPredictor® model.
- The AlphaPredictor® model uses monthly inputs for macro-economic and risk factors to identify the sensitivity of each asset, within its universe, to changing macro-conditions and their exposure to risk factors. It then, in turn, generates a forward-looking estimate of each asset class's return, volatility and covariance allowing it to determine an optimal asset allocation for current global market conditions given its pre-determined investing constraints.
- The fund implements the forward looking allocation through the use of Exchange Traded Funds and Exchange Traded Futures to minimise active fund manager risk, reduce implementation costs and deliver returns as close to the AlphaPredictor® model as possible.
- The equity content of the PC MMA Defensive fund will fluctuate between 25%-45%.

HYPOTHETICAL PERFORMANCE OF \$10,000*



DISCRETE PERFORMANCE*

	Jan	Feb	Mar	Apr	May	Jun	Jul	Aug	Sep	Oct	Nov	Dec	YTD
2023	3.77%	-3.01%	0.19%	1.27%	-0.39%	0.99%	1.01%	-2.86%					0.80%
2022	-3.07%	-0.94%	-1.00%	-4.38%	0.31%	-4.54%	3.25%	-2.76%	-4.83%	2.59%	3.09%	-1.83%	-13.66%
2021	-0.32%	-0.68%	0.61%	2.45%	0.71%	1.11%	2.18%	1.20%	-2.87%	2.86%	-0.26%	1.06%	8.21%
2020	1.76%	-0.97%	-3.81%	3.73%	2.44%	1.43%	2.75%	2.00%	-2.22%	-0.33%	4.81%	2.39%	14.51%
2019	4.46%	1.31%	1.09%	1.58%	-2.54%	4.29%	0.68%	-0.74%	0.95%	1.01%	0.59%	1.19%	14.58%
2018	2.54%	-2.14%	0.38%	0.38%	-0.02%	0.00%	1.18%	0.21%	-0.18%	-3.65%	0.74%	-3.30%	-3.97%
2017	0.42%	1.53%	0.07%	1.04%	0.91%	0.43%	1.43%	0.35%	0.57%	0.96%	1.02%	1.13%	10.30%
2016	-1.12%	0.95%	4.32%	1.57%	0.74%	1.66%	1.76%	0.22%	-0.17%	-1.97%	-1.25%	1.08%	7.92%
2015	1.25%	2.23%	-0.04%	0.52%	-0.47%	-1.76%	1.05%	-3.39%	-0.89%	3.96%	-0.29%	-1.76%	0.19%
2014	-0.71%	2.65%	0.24%	0.85%	1.51%	1.51%	-0.71%	2.16%	-3.04%	1.23%	-0.02%	-0.56%	5.08%
2013	1.90%	0.22%	0.68%	1.81%	-1.43%	-2.90%	2.43%	-1.54%	1.83%	2.71%	0.28%	0.42%	6.43%

Prices as at: 25/08/2023
Source: ARIA; Altsift; Bloomberg

*IMPORTANT DISCLOSURES

*PC Macro Multi-Asset Defensive Fund refers to the performance of Share Class A8 USD (MT7000019204), unaudited figures, net of fees. Performance prior to the share class launch date (shown in 'Fund Information') is the 'AlphaPredictor®' model's back-tested performance. Share Class A8 USD is chosen as this is the base currency of the fund. Investor returns in different currency share classes may vary substantially due to changes in currency exchange rate movements. Past Performance of any kind, actual or simulated, is not a reliable indicator of future performance and should not be the sole factor of consideration when selecting a product or strategy. Please note there may be additional third-party fees applicable based on the way you access the strategy (financial adviser fees for example) which are not factored into the return data. Asset allocation information is shown for illustrative purposes only and may not be correct at the time of reading the document. For more information, please contact your ARIA Representative or use the contact details provided (left).

PC MACRO MULTI-ASSET DEFENSIVE FUND

AUGUST 2023

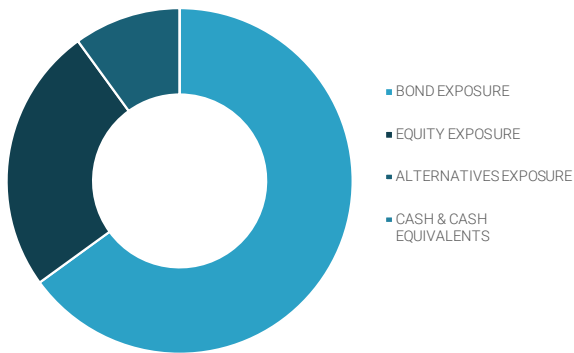
MARKETING COMMUNICATION

PARALA CAPITAL

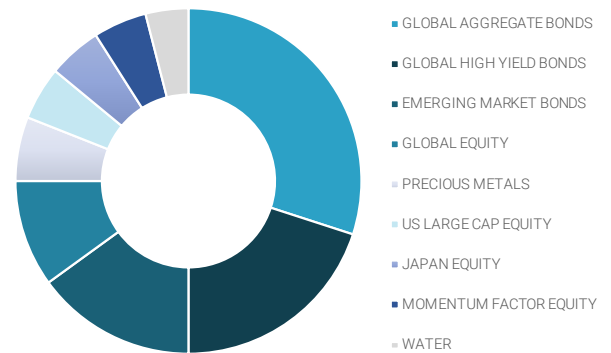
The value of investments can fall and you may get back less than you invested. Past performance is not a guide to future performance. Any specific investments mentioned are for illustrative purposes only and are not intended as investment advice.

FUND LOOKTHROUGH*

Asset Class Exposure (Roll Up)



Asset Class Exposure (Breakdown)



Source: ARIA, Altsoft, Bloomberg

Additional Share Class Information

	Currency	ISIN	Management Charge	YTD Return*
Share Class A	GBP	MT7000019188	0.75%	-
Share Class A	USD	MT7000019204	0.75%	0.80%
Share Class A	EUR	MT7000019196	0.75%	1.51%
Share Class D	GBP	MT7000019279	1.50%	-1.62%
Share Class D	USD	MT7000019295	1.50%	-
Share Class D	EUR	MT7000019287	1.50%	-
Share Class E	GBP	MT7000031969	0.75%	-
Share Class E	USD	MT7000031977	0.75%	-
Share Class E	EUR	MT7000031951	0.75%	-

Prices as at: 25/08/2023

*Where no performance data is present, the share class has no current investors in it.

AlphaPredictor® Model Allocation (Past Month)

30.00%	BBGBarc Global Agg Hdg
20.00%	BBGBarc Global High Yield Bond Hdg
15.00%	JPM Emerging Mkt Bond Index
10.00%	MSCI World
6.00%	XAUUSD Gold Spot in USD (BBG)
5.00%	S&P 500
5.00%	Nikkei 225
5.00%	MSCI World Momentum Index
4.00%	S&P Global Water NTR USD

Source: ARIA, Altsoft, Bloomberg

*IMPORTANT DISCLOSURES

All performance shown in Additional Share Class Information relates to live Year-To-Date (YTD) performance of the respective Share Class. Share Classes showing no performance currently have no investors. Investor return in different currency share classes may vary substantially due to changes in currency exchange rate movements. Past Performance of any kind, actual or simulated, is not a reliable indicator of future performance and should not be the sole factor of consideration when selecting a product or strategy. Please note there may be additional third-party fees applicable based on the way you access the strategy (financial adviser fees for example) which are not factored into the return data. Asset allocation information is shown for illustrative purposes only and may not be correct at the time of reading the document. For more information, please contact your ARIA Representative or use the contact details provided on page 1 of this document.

PC MACRO MULTI-ASSET DEFENSIVE FUND

AUGUST 2023

MARKETING COMMUNICATION

PARALA
CAPITAL

There is no guarantee that the PC Macro Multi-Asset Defensive Fund (the "Fund") will perform in line with the AlphaPredictor® Model Performance. There may be a significant tracking error from the implementation of the model in a UCITS compliant manor.

ALPHAPREDICTOR® MODEL INFORMATION

Fund Universe Constraints

The AlphaPredictor® model looks to outperform its passive benchmark via its active allocation. The Fund has built in exposure constraints in order to remain within its risk profile.

The Constraints of the PC MMA Defensive Fund are:

	Low	High
Equity Exposure	25.00%	45.00%
Fixed Income Exposure	50.00%	70.00%
Alternatives Basket Exposure	5.00%	12.00%
Cash & Cash Equivalents	0.00%	20.00%

Benchmark Constraints

The Benchmark of the fund is made up of 40% Risk/60% Defensive Asset split aiming to replicate the passive investment alternative to the PC MMA Defensive Fund. The Benchmark includes all 8 main asset classes of the fund.

MSCI ACWI INDEX	30.00%	MSCI's flagship global equity index, is designed to represent performance of the full opportunity set of large- and mid-cap stocks across 23 developed and 27 emerging markets. As of November 2020, it covers more than 3,000 constituents across 11 sectors and approximately 85% of the free float-adjusted market capitalization in each market.
Bloomberg Barclays Global Aggregate Bond Index	60.00%	The Bloomberg Barclays Global Aggregate Index is a flagship measure of global investment grade debt from 24 local currency markets. Includes treasury, government related, corporate and securitized fixed rate bonds from both developed and emerging market issuers.
Alternatives Basket	10.00%	The remaining 6 main asset classes within the universe are included in an equal weighted 'alternatives basket'. Those asset classes are Global Clean Energy, Global Water, Global Infrastructure, Global Industrial Metals, Gold and Real Estate.

All financial investments involve an element of risk. Therefore, the value of your investment and the income from it will vary and your initial investment amount cannot be guaranteed. The value of an investment will depend on several factors including, but not limited to, market and economic conditions, sector, geographical region and political events.

IMPORTANT DISCLOSURES: RISK WARNING

Past performance does not predict future returns. Investments in equities and fixed income are subject to market risk. There is no guarantee that the PC Macro Multi-Asset Defensive Fund (the "Fund") will perform in line with the AlphaPredictor® Model Performance. Changes in exchange rates may have an adverse effect on the value price or income of the product. The Fund may use higher leverage and financial derivative instruments as part of the investment process. The distribution of this report does not constitute an offer or solicitation and this notice is not contractually binding and shall not be construed as an offer of sale in the Fund or any other fund managed or advised by ARIA Capital Management. Any investment in the Fund should be based on the full details contained in the Fund's Supplement Prospectus and PRIIP KID which may be downloaded from the ARIA Capital Management website. Information given in this document has been obtained from, or based upon, sources believed by us to be reliable and accurate although ARIA Capital Management does not accept liability for the accuracy of the contents. Issuer: This communication is from ARIA SICAV PLC, Company registration number ID SV 415, trading as ARIA, with the registered address The Hub, Triq Sant' Andrija, San Gwann, SGN 1612, Malta.