

# ARIA GLOBAL IMPACT INCOME FUND

## August 2023

MARKETING COMMUNICATION



The value of investments can fall and you may get back less than you invested. Past performance is not a guide to future performance. Any specific investments mentioned are for illustrative purposes only and are not intended as investment advice.

### FUND INFORMATION

Legal Structure	UCITS V
Domicile	Malta
NAV Frequency	Weekly
Fund Launch	Sep-19
Benchmark	1M LIBOR + 4%

Share Class	A - Institutional
Currency	USD/GBP/EUR
Management Fee	0.65%
Performance Fee	20%*
Min. Subscription	2,000,000.00
GBP Share Class Launch	03/02/2023
	USD: MT7000026274
ISIN Code	GBP: MT7000026373
	EUR: MT7000026324

Share Class	B - Retail**
Currency	USD/GBP/EUR
Management Fee	1.50%
Distributor Fee	1.00%
Performance Fee	20%*
Min. Subscription	250,000.00
GBP Share Class Launch	01/04/2021
	USD: MT7000026282
ISIN Code	GBP: MT7000026381
	EUR: MT7000026332

Share Class	C - Retail
Currency	USD/GBP/EUR
Management Fee	0.95%
Performance Fee	20%*
Min. Subscription	10,000.00
GBP Share Class Launch	28/05/2021
	USD: MT7000026290
ISIN Code	GBP: MT7000026399
	EUR: MT7000026340

Share Class	D - Retail
Currency	USD/GBP/EUR
Management Fee	1.50%
Performance Fee	20%*
Min. Subscription	10,000.00
GBP Share Class Launch	01/04/2021
	USD: MT7000026308
ISIN Code	GBP: MT7000026407
	EUR: MT7000026357

Share Class	E - Retail
Currency	USD/GBP/EUR
Management Fee	0.95%
Distributor Fee	1.00%
Performance Fee	20%*
Min. Subscription	250,000.00
GBP Share Class Launch	05/11/2021
	USD: MT7000026316
ISIN Code	GBP: MT7000026415
	EUR: MT7000026365

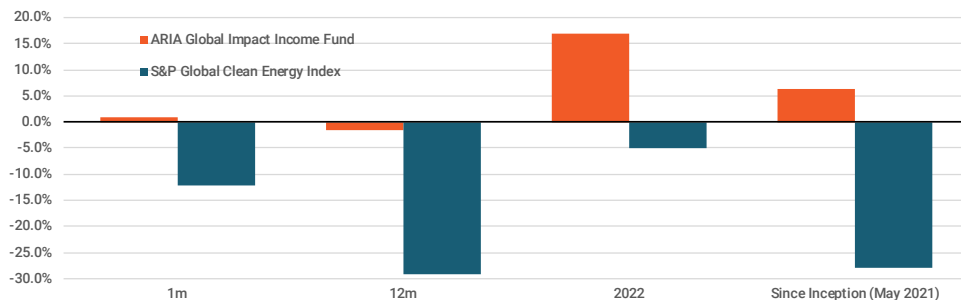
\*Performance fee is subject to High Watermark.  
 \*\*Share Class B is closed to New Investors.  
 \*\*\*The Fund was renamed on 8th March 2023.

### INVESTMENT OBJECTIVE & STRATEGY

- The Investment objective of the ARIA Global Impact Income Fund is to provide both income and growth through a total return approach whilst controlling risk.
- The Sub-Fund aims to achieve its investment objective through gaining exposure to income generating asset classes and strategies.
- It uses a bespoke research-based approach to investing across several asset classes including equities, bonds and derivatives.
- The Fund targets a distribution yield of between 5-6% per annum, whilst also providing the potential for capital growth.

### HISTORICAL PERFORMANCE\*

#### Performance Metrics



#### Distribution History

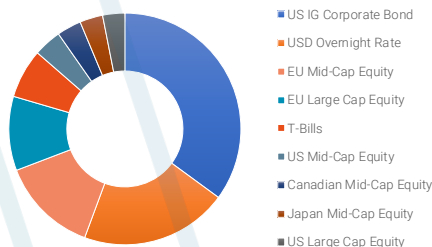
	Jan	Feb	Mar	Apr	May	Jun	Jul	Aug	Sep	Oct	Nov	Dec	YTD
2023			1.50%				1.11%						2.63%
2022			1.25%			1.50%			1.50%			1.50%	5.87%
2021										1.50%		0.89%	2.40%

Prices as at: 25/08/2023

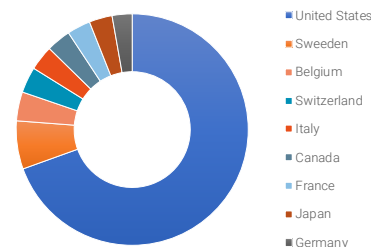
Source: ARIA, Altsoft, Bloomberg

### ASSET ALLOCATION DATA

#### Sector Exposure (by Portfolio Weight)



#### Geographic Exposure (by Portfolio Weight)



Prices as at: 25/08/2023

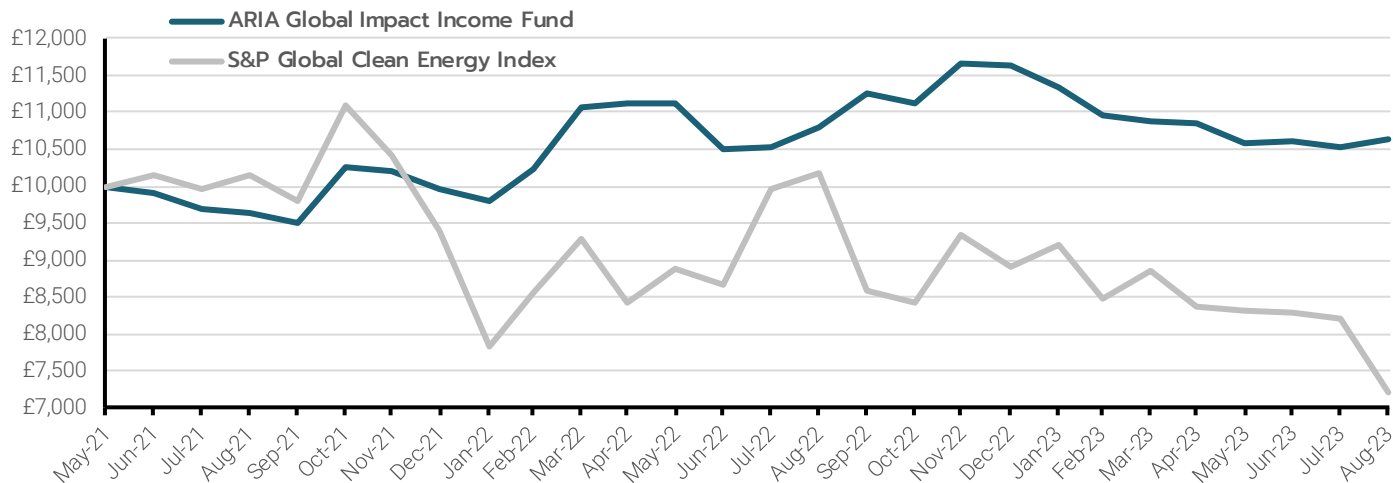
Source: ARIA, Altsoft, Bloomberg

### IMPORTANT DISCLOSURES\*

\*ARIA Global Impact Income Fund refers to the performance of GBP Share Class C (MT7000026399), unaudited figures, net of fees. Share Class C GBP is chosen as this is the base currency of the fund. Investor returns in different currency share classes may vary substantially due to changes in currency exchange rate movements. Past Performance of any kind, actual or simulated, is not a reliable indicator of future performance and should not be the sole factor of consideration when selecting a product or strategy. Please note there may be additional third-party fees applicable based on the way you access the strategy (financial adviser fees for example) which are not factored into the return data. Asset allocation information is shown for illustrative purposes only and may not be correct at the time of reading the document. S&P Global Clean Energy Index is included for illustrative purposes only and as a performance comparator. It is not intended to imply that the portfolio was similar to any index either in composition or in element of risk.

The value of investments can fall and you may get back less than you invested. Past performance is not a guide to future performance. Any specific investments mentioned are for illustrative purposes only and are not intended as investment advice.

CUMULATIVE (SHARE CLASS C GBP) PERFORMANCE VS S&P GLOBAL CLEAN ENERGY INDEX



Prices as at: 25/08/2023  
Source: ARIA, Altsoft, Bloomberg

ADDITIONAL INFORMATION

	Currency	ISIN	Management Charge	12 Month TR	2022
Share Class A	GBP	MT7000026373	0.65%	-7.34%	N/A
Share Class A	USD	MT7000026274	0.65%	N/A	N/A
Share Class A	EUR	MT7000026324	0.65%	N/A	N/A
Share Class B	GBP	MT7000026381	1.50%	-3.25%	13.73%
Share Class B	USD	MT7000026282	1.50%	0.44%	1.58%
Share Class B	EUR	MT7000026332	1.50%	-2.94%	11.08%
Share Class C	GBP	MT7000026399	0.95%	-1.45%	16.87%
Share Class C	USD	MT7000026290	0.95%	-0.65%	N/A
Share Class C	EUR	MT7000026340	0.95%	-2.40%	11.63%
Share Class D	GBP	MT7000026407	1.50%	-1.94%	16.36%
Share Class D	USD	MT7000026308	1.50%	5.21%	4.91%
Share Class D	EUR	MT7000026357	1.50%	N/A	N/A
Share Class E	GBP	MT7000026415	0.95%	-1.49%	16.44%
Share Class E	USD	MT7000026316	0.95%	5.24%	5.33%
Share Class E	EUR	MT7000026365	0.95%	N/A	N/A

\*Where no performance data is present, the share class has no current investors in it.

Prices as at: 25/08/2023  
Source: ARIA, Altsoft, Bloomberg

Fund Top Holdings	
Pacific Gas & Electric 2.1% 01.08.2027	6.21%
Nextera Holdings 4.9% 28.02.2028	6.09%
Swest Electric Power 4.1% 15.09.2028	5.81%
Exelon 5.15% 15.03.2028	5.46%
Xcel Energy 4% 15.06.2028	5.18%
Exmar Ord	3.32%
Flex LNG Ord	3.19%
Holcim N	2.97%

IMPORTANT DISCLOSURES AND RISK WARNING

All performance shown in Additional Share Class Information relates to live 12 Month (TR) and 2022 calendar year performance of the respective Share Class. Investor return in different currency share classes may vary substantially due to changes in currency exchange rate movements. Past Performance of any kind, actual or simulated, is not a reliable indicator of future performance and should not be the sole factor of consideration when selecting a product or strategy. Investments in equities, fixed income and commodities/commodity related securities are subject to market risk. Investors' return in different currency share classes may vary substantially due to changes in currency exchange rate movements. Please note there may be additional third-party fees applicable based on the way you access the strategy (financial adviser fees for example) which are not factored into the return data. Asset allocation information is shown for illustrative purposes only and may not be correct at the time of reading the document. Changes in exchange rates may have an adverse effect on the value price or income of the product. The ARIA Global Impact Income Fund (the "Fund") may use higher leverage and financial derivative instruments as part of the investment process. The distribution of this report does not constitute an offer or solicitation and this notice is not contractually binding and shall not be construed as an offer of sale in the Fund or any other fund managed or advised by ARIA Capital Management. Any investment in the Fund should be based on the full details contained in the Fund's Supplement Prospectus and PRIIP KID which may be downloaded from the ARIA Capital Management website. Information given in this document has been obtained from, or based upon, sources believed by us to be reliable and accurate although ARIA Capital Management does not accept liability for the accuracy of the contents. Issuer: This communication is from ARIA SICAV PLC, Company registration number ID SV 415, trading as ARIA, with the registered address The Hub, Triq Sant' Andrija, San Gwann, SGN 1612, Malta.